





**FULL SHEET PATTERN ORIENTATION**


NOTE: THE ABOVE ILLUSTRATION IS FOR ORIENTATION ONLY.  
ACTUAL PATTERN MAY VARY FROM PATTERN SHOWN.



**PATTERN DETAIL 1:1**



**PROFILE 1:1**



**SWATCH**

**MATERIAL: VIVITELA LOOM**

**PATTERN: UNDERSTITCH (VERTICAL)**

**COLOR: BLACK**

**CONFIGURATION: REFLECT**

**SHEET DIMENSIONS: 60" x 120" x 0.37"**

**(1524mm x 3048mm x 9.4mm)**

**QTY: \_\_\_\_\_**

**APPROVED BY: \_\_\_\_\_**

UNLESS OTHERWISE SPECIFIED, DIMENSIONS ARE IN INCHES		<b>FORMS+SURFACES®</b> 30 Pine Street, Pittsburgh, PA 15223 Tel(800) 451-0410 Fax(412) 781-7840	
TOLERANCES (UNLESS OTHERWISE SPECIFIED): FRACTIONAL: $\pm 1/16$ ANGULAR/BEND: $\pm 1^\circ$ TWO PLACE DECIMAL: $\pm 0.030$ THREE PLACE DECIMAL: $\pm 0.020$		NAME	DATE
MATERIAL: VIVITELA LOOM		DWN	NQ 04/22/2022
PATTERN: UNDERSTITCH		DESCRIPTION:  VIVIDGLASS	
WEIGHT: -		DO NOT SCALE DRAWING	
SOURCE: -		PROPRIETARY AND CONFIDENTIAL	
SCALE: N.T.S		SIZE	DWG. NO.
		B	REV SHEET 000 1 OF 1