

PROJECT NAME: _____

DATE: _____

JOB LOCATION: _____

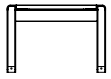
COMPANY: _____

SPECIFIER: _____

PLEASE USE ADOBE READER OR ADOBE ACROBAT TO FILL OUT AND SAVE FORM. USING OTHER PROGRAMS COULD RESULT IN UNSAVED DATA.

MODEL

The drawings below will serve as a guide for planning your order. Please select all applicable options. We will contact you to confirm all information, including configuration layouts and module quantities.



Standalone
(seat, 2 end legs)

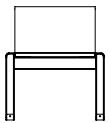
Quantity:
 _____ 2-foot
 _____ 4-foot
 _____ 6-foot
 _____ 8-foot



Intermediate add-on section
(seat, 1 intermediate leg)
Note: Attaches to seat or leg

Quantity:
 _____ 2-foot; attaches to leg
 _____ 4-foot; attaches to leg
 _____ 6-foot; attaches to leg
 _____ 8-foot; attaches to leg

Quantity:
 _____ 2-foot; attaches to seat
 _____ 4-foot; attaches to seat
 _____ 6-foot; attaches to seat



Standalone with seat back(s)
(seat, 2 end legs, seat back(s))

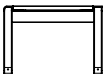
Quantity:
 _____ 2-foot, one seat back
 _____ 4-foot, two seat backs
 _____ 6-foot, three seat backs
 _____ 8-foot, four seat backs



End add-on section
(seat, 1 end leg)
Note: Attaches to seat or leg

Quantity:
 _____ 2-foot; attaches to leg
 _____ 4-foot; attaches to leg
 _____ 6-foot; attaches to leg
 _____ 8-foot; attaches to leg

Quantity:
 _____ 2-foot; attaches to seat
 _____ 4-foot; attaches to seat
 _____ 6-foot; attaches to seat



For use with add-on sections
(seat, 1 end leg and 1 intermediate leg)

Quantity:
 _____ 2-foot
 _____ 4-foot
 _____ 6-foot
 _____ 8-foot



120° A end add-on section
(seat, 1 end leg)
Note: attaches to seat only

Quantity: _____



120° B end add-on section
(seat, 1 end leg)

Quantity: _____



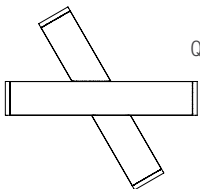
120° A intermediate add-on section
(seat, 1 intermediate leg)
Note: attaches to seat only

Quantity: _____



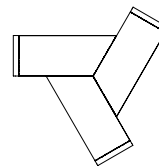
120° B intermediate add-on section
(seat, 1 intermediate leg)
Note: attaches to seat only

Quantity: _____



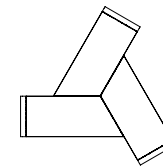
Oblique Configuration A
(seat, 4 end legs)

Quantity: _____



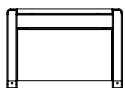
Tri-Hub Configuration, 120° A
(seat, 3 end legs)

Quantity: _____



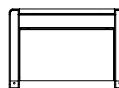
Tri-Hub Configuration, 120° B
(seat, 3 end legs)

Quantity: _____



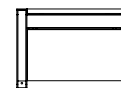
Standalone planter
(planter, 2 end legs)

Quantity: _____



For use with add-on sections
(planter, 1 end leg and 1 intermediate leg)

Quantity: _____

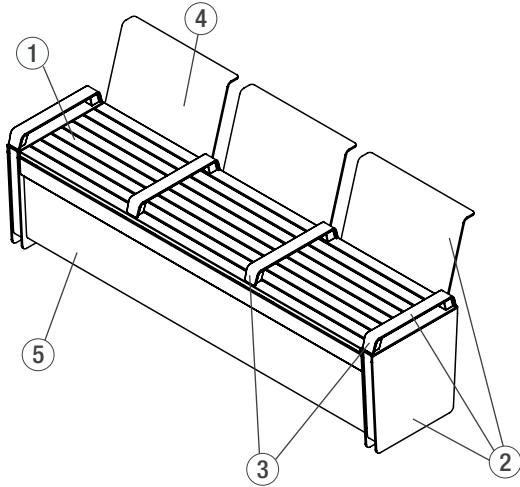


For use with add-on sections
(planter, 2 intermediate legs)

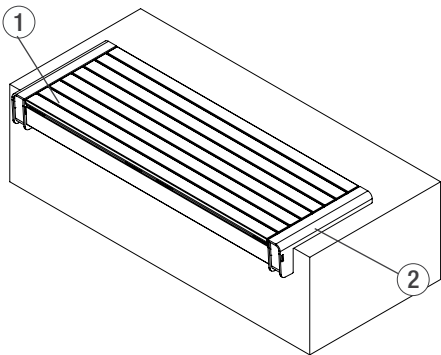
Quantity: _____

OPTIONS

VECTOR BENCH, 6-FOOT, BACKED, 4 SEAT DIVIDERS



VECTOR WALL-TOP MOUNT BENCH, 4-FOOT, BACKLESS



Seat Material Options

Please select **one** material and applicable options.

- FSC® 100% Cumaru Slats**
- Aluminum Slats**
Please select **one** powdercoat color option below.

Powdercoat Color Options

Please select **one** option below and write in specified color.

- ① **Aluminum Slats (if selected)**
 - Standard Texture from F+S Powdercoat Color Chart

 - Custom RAL Powdercoat Color (subject to upcharge)

- ② **Frame**
 - Standard Texture from F+S Powdercoat Color Chart

 - Custom RAL Powdercoat Color (subject to upcharge)

③ Seat Divider Options

Please select **all** seat divider options that apply below. If selected, seat dividers will be powdercoated to match the frame.

- No seat divider
- One intermediate seat divider per 2-foot bench section
Quantity _____ (Subject to upcharge)
- End seat divider(s)
Quantity _____ (Subject to upcharge)

Placement Notes: _____

④ Seat Back Options

Please select **one** seat back option below. Please note that seat backs cannot be placed at all connection points. If selected, seat backs will be powdercoated to match the frame.

- No seat back
- One seat back per 2-foot bench section
Quantity _____ (Subject to upcharge)

Placement Notes: _____

5 Side Panel Options

Please select side panel options below. If side panels are specified, select one pattern and one finish. Note: two side panels are required for each planter module.

- No Side Panels
- Stainless Steel Side Panel

2-foot bench Quantity_____	120° A bench Quantity_____
4-foot bench Quantity_____	120° B bench Quantity_____
6-foot bench Quantity_____	Planter Quantity_____
8-foot bench Quantity_____	

Side Panel Perforation Options

- No Perforation
- Rainfall Perforation

Stainless Steel Finish Options

- Sandstone
- Diamond
- Satin

Powdercoat Color Options

- Standard Texture from F+S Powdercoat Color Chart

- Custom RAL Powdercoat Color (subject to upcharge)

LED Accent Light Options

Please select one accent light option below. If LED accent light is selected, please select color temperature.

<input type="checkbox"/> No LED accent light	LED color temperature (please select <u>one</u> option)	
<input type="checkbox"/> LED accent light	<input type="checkbox"/> 3000K	<input type="checkbox"/> 4000K
2-foot bench Quantity_____	8-foot bench Quantity_____	Notes: _____ _____ _____
4-foot bench Quantity_____	120° A bench Quantity_____	
6-foot bench Quantity_____	120° B bench Quantity_____	

Mounting Options

- Freestanding
- Surface mount* **
 - Add F+S stainless steel mounting hardware kit
 - Do not include F+S mounting kit
- Wall-top *(Not all options are available for wall-top mounting. Contact us to discuss your project's specific requirements)*

* **Required** for configurations with seat backs or accent lighting

**Hardware is required for surface mount benches. Mounting kits can be purchased from F+S for an additional charge.

NOTES

Please send completed forms to sales@forms-surfaces.com or contact us at **800.451.0410** with any questions.

FSC License Code: FSC-C004453