



TRIO™ BENCH

PRODUCT DATA





TRIO™ BENCH

PRODUCT DATA

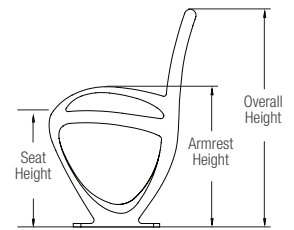
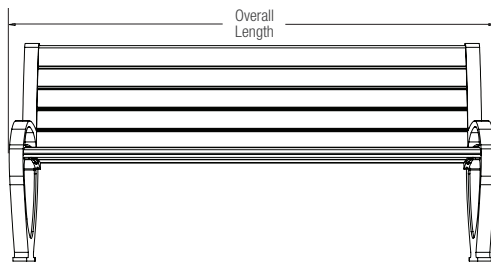
The **TRIO Benches** blend an evocative sculptural form with materials and construction durable enough for the most challenging outdoor environments. Available in backed and backless versions, Trio's beautiful design features an open-angled shape, swept detail, and exaggerated triangular voids. Offering diverse material and configuration options, Trio is ideal for parks, streetscapes, campuses or any landscape setting. The Trio family also includes bike racks, bollards, pedestrian lighting, and table ensembles, and is visually compatible with our Dispatch Litter & Recycling Receptacle.

MATERIAL & CONSTRUCTION DETAILS

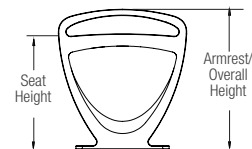

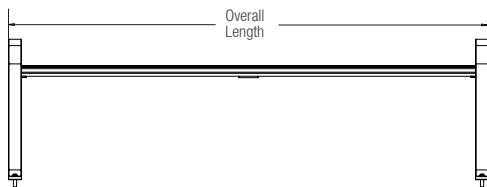
INSTALLATION & MAINTENANCE

FRAME	SLATS	ARMRESTS	INSTALLATION	MAINTENANCE
<ul style="list-style-type: none"> Frame is made of solid cast aluminum with powdercoat finish. See the Forms+Surfaces Powdercoat Chart for details. Custom RAL colors are available for an upcharge. Due to the inherent nature of metal castings, gloss powdercoats are not offered for cast components. 	<ul style="list-style-type: none"> Extruded aluminum slats feature a lightly grooved surface for enhanced appearance and non-slip feel. Standard finishes are Clear Anodized and powdercoat. See the Forms+Surfaces Powdercoat Chart for details. Custom RAL colors are available for an upcharge. Cumaru hardwood slats offer superior resistance to moisture, insects, fire, vandalism and decay. All Trio wood is FSC® 100% and has a natural oiled finish that enhances the wood's rich color. (FSC License Code: FSC-C004453) 	<ul style="list-style-type: none"> All benches have two armrests that are integral parts of the frame end castings. Optional intermediate armrests are available for an upcharge for both backed and backless benches and may be specified at any desired location along the bench's length. Intermediate armrests are powdercoated to match the frame. 	<ul style="list-style-type: none"> Trio benches must be surface mounted. Stainless steel anchors and mounting bolts are sold separately. 	<ul style="list-style-type: none"> Metal surfaces can be cleaned as needed using a soft cloth or brush with warm water and a mild detergent. Avoid abrasive cleaners. Cumaru hardwood slats can be maintained by re-oiling as needed with Penofin® hardwood finish or similar products.

NOMINAL DIMENSIONS



MODEL	OVERALL LENGTH	OVERALL DEPTH	SEAT DEPTH	OVERALL HEIGHT	SEAT HEIGHT	ARMREST HEIGHT	WEIGHT
SBTRO-72BA	75.0" (1905 mm)	22.7" (577 mm)	17.4" (441 mm)	33.6" (853 mm)	17.6" (447 mm)	21.6" (549 mm)	166.7 lbs (75.6 kg)
SBTRO-72BW	75.0" (1905 mm)	22.7" (577 mm)	17.4" (441 mm)	33.6" (853 mm)	17.6" (447 mm)	21.6" (549 mm)	166.7 lbs (75.6 kg)
SBTRO-96BA	98.7" (2506 mm)	22.7" (577 mm)	17.4" (441 mm)	33.6" (853 mm)	17.6" (447 mm)	21.6" (549 mm)	203.4 lbs (92.3 kg)



MODEL	OVERALL LENGTH	OVERALL DEPTH	SEAT DEPTH	OVERALL HEIGHT	SEAT HEIGHT	ARMREST HEIGHT	WEIGHT
SBTRO-72NA	74.8" (1900 mm)	20.1" (511 mm)	18" (457 mm)	21.9" (556 mm)	17.7" (450 mm)	21.9" (556 mm)	109.6 lbs (49.7 kg)
SBTRO-72NW	74.8" (1900 mm)	20.1" (511 mm)	18" (457 mm)	21.9" (556 mm)	17.7" (450 mm)	21.9" (556 mm)	109.0 lbs (49.4 kg)
SBTRO-96NA	98.6" (2505 mm)	20.1" (511 mm)	18" (457 mm)	21.9" (556 mm)	17.7" (450 mm)	21.9" (556 mm)	128.4 lbs (58.3 kg)

NOTE: Each intermediate armrest adds 3.5 lbs to the backed Trio Bench, or 4.0 lbs to the backless Trio Bench.

T 800.451.0410 | www.forms-surfaces.com

FORMS+SURFACES®

© 2023 Forms+Surfaces® | All dimensions are nominal. Specifications and pricing subject to change without notice. For the most current version of this document, please refer to our website at www.forms-surfaces.com.



TRIO™ BENCH

ENVIRONMENTAL CONSIDERATIONS

- Please refer to the Trio Bench Environmental Data Sheet for detailed environmental impact information.
- Trio aluminum castings have up to 95% recycled content and are fully recyclable.
- All Trio wood is FSC® 100%.
- Standard powdercoat finishes are no-VOC; non-standard powdercoat finishes are no- or low-VOC, depending on color.
- Low maintenance.
- Easy to disassemble.

MODEL NUMBERS AND DESCRIPTIONS

MODEL	DESCRIPTION
SBTRO-72BA	Trio Bench, 6 foot, backed, extruded aluminum slats
SBTRO-72BW	Trio Bench, 6 foot, backed, FSC® 100% Cumaru hardwood slats
SBTRO-72NA	Trio Bench, 6 foot, backless, extruded aluminum slats
SBTRO-72NW	Trio Bench, 6 foot, backless, FSC® 100% Cumaru hardwood slats
SBTRO-96BA	Trio Bench, 8 foot, backed, extruded aluminum slats
SBTRO-96NA	Trio Bench, 8 foot, backless, extruded aluminum slats

PRODUCT OPTIONS

The following options are available for an upcharge

Intermediate armrest(s) for backed or backless Trio Bench	Custom RAL powdercoat color
Stainless steel anchors and mounting bolts	

LEAD TIME: 6 to 8 weeks. Shorter lead times may be available upon request. Please contact us to discuss your specific timing requirements.

PRICING: Please contact us at **800.451.0410** or **sales@forms-surfaces.com**. At Forms+Surfaces, we design, manufacture and sell our products directly to you. Our sales team is available to assist you with questions about our products, requests for quotes, and orders. Territory Managers are located worldwide to assist with the front-end specification and quoting process, and our in-house Project Sales Coordinators follow your project through from the time you place an order to shipment.

TO ORDER SPECIFY: Quantity, model, powdercoat color for frame castings, clear anodized or powdercoat color for aluminum slats, number, and location of intermediate armrests. Quote/Order Forms are available on our website to lead you through the specification process in a simple checkbox format.